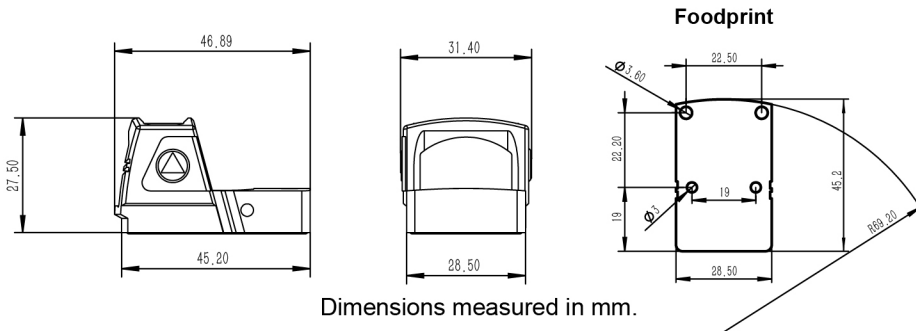


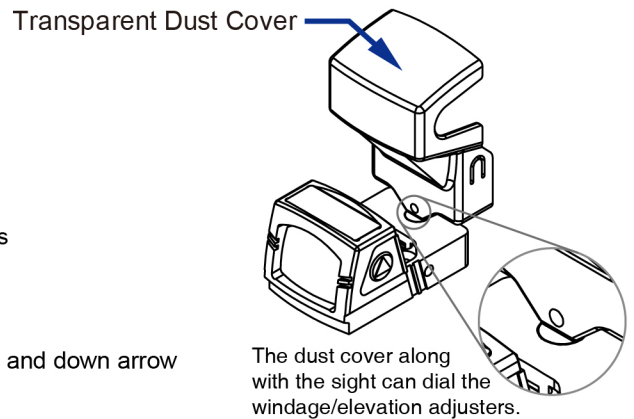
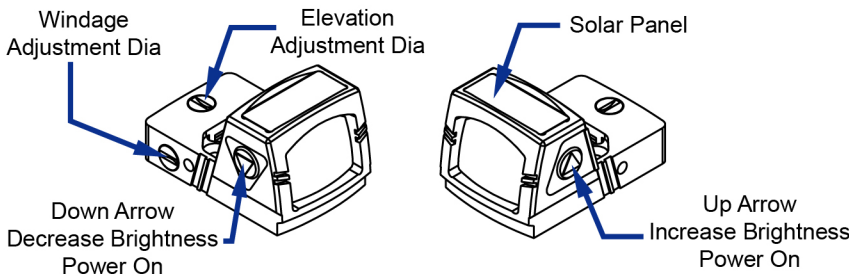


PRODUCT MANUAL

RED DOT DIMENSIONS



- Included in the Box**
- Picatinny mount
 - Glock mount
 - Allen wrench (2mm)
 - Allen wrench (2.5mm)
 - Transparent dust cover
 - Killflash
 - Lens cloth



Powering Up(Battery Mode)

To turn the SMR on, press either the up or down arrow. To turn off, press both up and down arrow at same time, the LED will blinking three times and switch to solar power mode.

Solar Power Mode

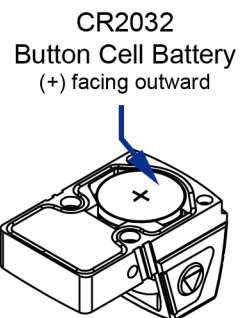
The LED stays ON under ambient light powered by the solar system even no battery installed.

Brightness Adjustment

The SMR provides 19 levels of brightness adjustment. Pressing the appropriate arrow button can adjust the illumination intensity. Press or hold the Up-Arrow (Down-Arrow) to increase (decrease) the brightness. The LED blinks one time once each brightness level changed. The LED doesn't blink if the device reaches the maximum (minimum) level of brightness.

Power Saving Mode

The device will automatically switch to solar power mode after 3-hour inactivity of any button for saving battery. The LED keeps blinking one time per second for 15 minutes before switching to solar power mode. Pressing any button can cancel this auto-switch. Once the solar power mode is activated, the device saves your last brightness setting. The device adjust the brightness to the last-saved level automatically when battery mode is activated again.



SPECS

Length x Width x Height	46.85 x 32 x 27.5 mm (1.85 x 1.26 x 1.08 inch)
Day Reticle Color	Red
Illumination Source	LED
Adjustment	1.5 MOA Per Click
Shock Proof	Acceleration 1000g With 3.8Hz And 10 times
Housing Material	6061-T6 Aluminum
Weight (Gram) (Ounce)	65 g (2.3 oz.)
Power Source	1x CR2032 or solar energy

Magnification Stated	1x
Exit Pupil Dia.	17 x 24 mm
Parallax Setting	100yds
Eye Relief	Unlimited
Windage Elevation (Up Down)	30 MOA-30 MOA
Windage Elevation (Right Left)	30 MOA-30 MOA
Type Of Reticle	5 MOA Dot
Lens Coating	Fully Multicoated