



CZ 75 P07 Duty - disassembly :



Gently remove rearsight




Remove screws from slide



Move slide backwards



Move backpiece downwards




Remove backpiece




Pull slide off in the shown direction



Slide removed and valve-assembly appears



Gently unscrew the end of valve-assembly



This is the sealing you need to replace if the pistol leaks throughout the pipe



Valve-assembly seen from the back